


# Risk Intelligence Central

A smarter way to manage risk



## TABLE OF CONTENTS

1/ Enabling you to access your information in a simpler, more streamlined and integrated way	03
2/ The benefits of Risk Intelligence Central	04
3/ A quick and easy way to get things done more effectively	05
4/ You will be able to do all this seamlessly, via Risk Intelligence Central	06
5/ Providing you with efficient, effective and knowledge-based decision-making.	09



# Enabling you to access your information in a simpler, more streamlined and integrated way

Our new, improved version of our innovative Risk Intelligence Central portal has been re-imagined.

---

We've moved Risk Intelligence Central onto new, more flexible technology to help you access information about your cover more easily — via a clean, crisp and easily navigable digital portal.

---

Risk Intelligence Central is easy to access and clearly laid out. It is designed to enable you to access the information you will need to review your insurance programme or progress your insurance renewal through clearly sign-posted links to documents and analysis, where you can 'deep-dive' if required.

Risk Intelligence Central is integrated with the rest of our WTW enterprise technology to bring you your risk data removing the need to re-key that data.

All in all, it provides a straightforward way for you to remove the complexity, make informed decisions and to get things done quickly and effectively. You'll also benefit from reviewing your risk data that we hold, and more easily see what cover you currently have and what it costs.

You'll be able to view a succinct summary of your risk data, in an intuitive interface, facilitating quick decision-making.

**It's all part of providing you with a smarter way to risk.**



# The benefits of Risk Intelligence Central



## Improved efficiency

It will provide you with a highly efficient, joined up experience without unnecessarily having to key or re-key data, or make regular manual updates. It will also help you access analytics and day-to-day servicing more quickly.

## Enhanced security

Risk Intelligence Central will help provide improved levels of security, when it comes to uploading documents and transferring information rather than sending them via email.

## Better decision making

Risk Intelligence Central will provide you with straight-forward access to our analytics\*, data and expertise. This will help to simplify complexity and enable better decision making.


\* License fees apply and will vary. Information available on request.

## Quick and easy

Intuitive and simple access to your risk data.

## Improved governance

It will help ensure greater clarity, assured decision making and verified records. This will help to provide a clear audit trail, which gives all parties complete confidence.



## A quick and easy way to get things done more effectively

You'll be able to view a succinct summary of your data in an intuitive interface — facilitating quick decision-making.

Risk Intelligence Central is completely agnostic of insurer, providing you with consistent presentation of data enabling you to compare cover from one insurer to another more easily. It also provides you with higher levels of security, as you can upload documents and transfer information onto the portal, rather than sending them via email, which is inherently risky. Risk Intelligence Central will also provide you with highly efficient collection and tracking of key exposure information - streamlining data collection ready for renewal. Moreover, you also get Integrated access to RiskIQ\* and actuarial modelling, enabling you to make strategic decisions about the levels of cover and risk that suit your organisation best.

Risk Intelligence Central will serve as the ultimate 'view' of your risk data all in one place. From policy reviews to risk model outputs and documents, your data will be fed straight into Risk Intelligence Central — automatically

Moreover, Risk Intelligence Central offers a convenient one-stop-shop for Exposures and Policy data.

Once your policy details are linked to the portal, you will be able to get a complete overview of all your global insurance policies, as well as what local placements you have too. Availability and functionality will vary on a regional basis. Contact your local WTW representatives for further details.

---

**You'll be able review exactly what cover you have with concise, high level global policy summaries, as well as clearly articulated details of what you are spending locally. In this way you'll be able to see clearly what cover you have and see what you are paying globally and locally all at a glance.**

---

\* License fees apply and will vary information available on request.

# You will be able to do all this seamlessly, via Risk Intelligence Central

These are just some the capabilities that Risk intelligence central can offer \*

These will be rolled out on a country by country basis. We will continue to enhance and build functionality based on client feedback over time.

Country Information, Market Security and Risk Insight will continue to be available via Risk Intelligence Central.



**Client Renewal Questionnaire**  
A simpler way to collect client information at renewal



**Smart Drop**  
Upload exposures and losses. It minimises having to email anything ever again



**Policy Review**  
Displays all WTW policies — all in one place and format



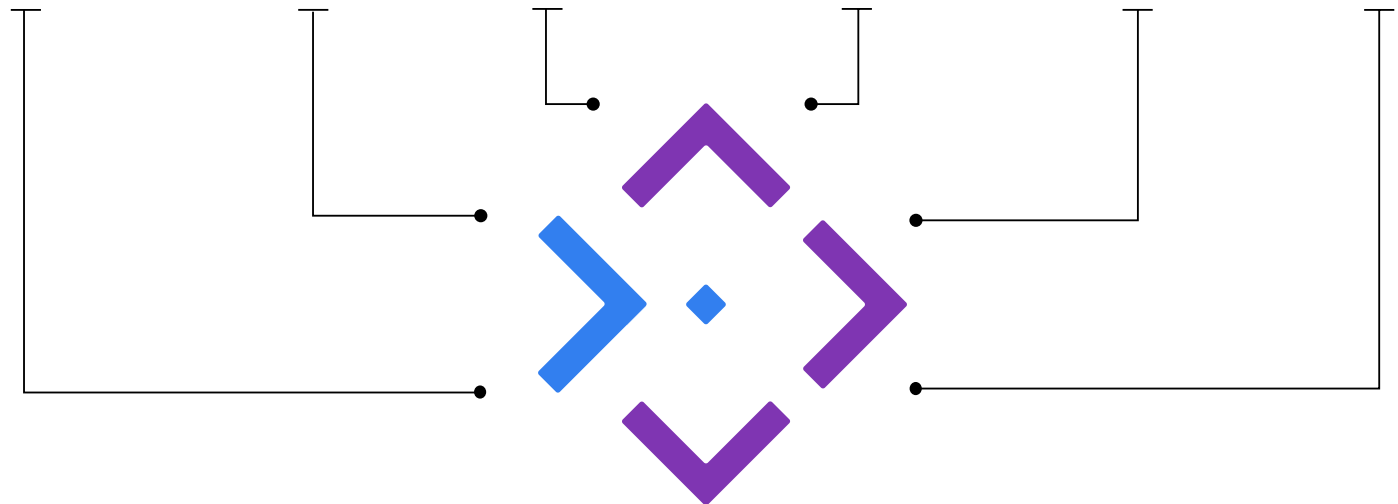
**Risk IQ**  
Seamless access to analytical tool



**Exposure Review**  
A simple and consistent way to view exposures within a client organisation — both local and global



**Documents**  
A secure place to access and share documentation



 Risk Intelligence Central

\* subject to availability



### Client renewal questionnaire

- A simpler way to provide your information at renewal
- Provides a highly aligned and consistent process to collect all your risk data — globally and locally
- Easy delegation process for clients within their organisations across all departments and geographies
- Captured data flows seamlessly into analytic tools, increasing efficiency and eliminating re-keying.



### Policy Review

- Displays all your WTW policies
- Key information such as policy period, insurance carrier, premium, limits and deductibles are all accessible in a structured format for quick and easy reporting
- Helps you to get answers to common queries quickly
- There's no re-keying — the information all feeds in from our Broking Platform automatically, increasing efficiency and eliminating potential for human error
- Powerful yet intuitive reporting provides easy access to key information about your insurance programme.



### Risk IQ

- Provides on-demand and direct access to WTW's modelling tools
- Enables businesses to quantify and analyse ever-changing risks and all major insurable renewals
- Allows you to dynamically assess and evaluate combinations of risk transfer efficiency and risk levels
- Designed for businesses seeking substantial analysis alongside expert risk insight.



### Smart Drop

- It's really easy to upload exposures and losses with our new 'Smart Drop' functionality
- Simple "drag & drop" functionality to upload documents, exposure files, losses and other files with our new 'Smart Drop' feature
- You can determine where to file the uploaded documents
- Removes the need to email documents and overcomes email constraints on file sizes.



### Exposure Review

- A simple and consistent way to view all exposures within your organisation — both locally and globally
- You can filter all exposures by a variety of values
- Will include Casualty, Property and Auto Exposure initially
- Provides a useful Property Map — showing high level values in clusters
- Exposure Files can be easily uploaded using our Smart Drop functionality.



### Documents

- A secure place to access and share documentation
- Removes the need to email documents to other members of your team
- You can create different levels of access for various members of your team too.

#### Risk Intelligence Central functionality

Changes to Risk Intelligence Central will take place as a series of iterative phases over time. And the introduction of these changes will vary on a country-by-country basis.



### Country Information

- Provides access to regulatory and legislative information
- Covers over 170 countries
- Can be used to support decisions around global program design



### Market Security

- Provides access to a comprehensive up-to-date database of insurance market ratings, financial data and WTW research
- Detailed information on over 35,000 insurers and insurance entities globally
- You are able to select insurers of interest, view their current market rating, financial status, regional licensing and more
- Notifications are provided if there is any change in the status of an insurer.



### Risk Insight

- Risk Insight connects clients with powerful specific insights, through the sharing of dashboards, reports and analytics created by WTW consultants.







## Risk IQ

- Risk IQ is available to clients via Risk Intelligence Central.\* It provides on-demand and direct access to WTW's modelling tools, allowing you to quantify and analyse ever-changing risks and all major insurable renewals, while also dynamically assessing and evaluating combinations of risk transfer efficiency and risk levels.
- Risk IQ is designed for businesses seeking substantial analysis, alongside expert risk insight. The flexible and personalised platform provides risk specialists with autonomous access to the breadth of WTW's leading risk and analytics solutions. This includes:
  - Global Peril Diagnostic
  - Climate Diagnostic
  - Workers' Compensation Diagnostic
  - Cyber Quantified
  - Property Quantified
  - D&O Quantified
  - Risk Tolerance Clarified
  - Connected Risk Intelligence
  - ESG Clarified

\* License fees apply and will vary — information available on request.



# Providing you with efficient, effective and knowledge-based decision-making.

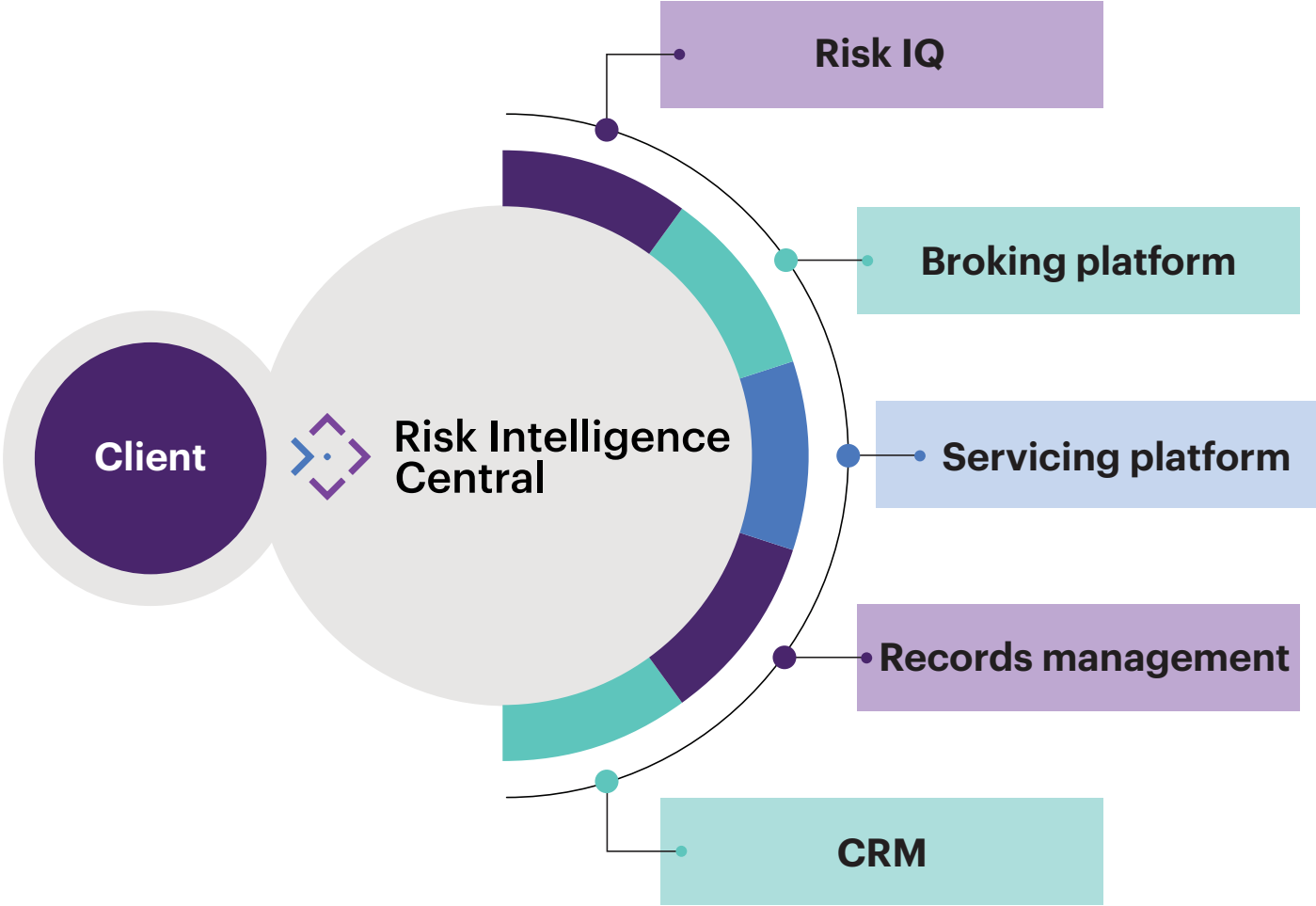
At its heart, Risk Intelligence Central is a fully integrated environment that provides everything you need to manage your risks effectively.

Driven by a wealth of data, Risk Intelligence Central seamlessly delivers the exact information you require, precisely when you need it. You no longer need to search for information. Instead, the data is automatically fed to you, when you require it from other parts of the WTW Risk and Broking Technology Platform.

---

With the new Risk Intelligence Central you can seamlessly access data-driven, insight-led solutions for all your Corporate Risk and Broking needs.

---



## Contact

### Donna Sylvester

Risk Intelligence Central  
Region Manager — NA Region

### Frank Beenen

Risk Intelligence Central  
Region Manager — WE Region

### Tris Cooper

Risk Intelligence Central  
Region Manager — All other regions



WTW offers insurance-related services through its appropriately licensed and authorised companies in each country in which WTW operates. For further authorisation and regulatory details about our WTW legal entities, operating in your country, please refer to our WTW [website](#). It is a regulatory requirement for us to consider our local licensing requirements. <https://www.wtwco.com/en-gb/notices/global-regulatory-disclosures>

The information given in this publication is believed to be accurate as of 23 November 2023. This information may have subsequently changed or have been superseded and should not be relied upon to be accurate or suitable after this date. This document offers a general overview of its subject matter. It does not necessarily address every aspect of its subject or every product available in the market and we disclaimer all liability to the fullest extent permitted by law. It is not intended to be, and should not be, used to replace specific advice relating to individual situations and we do not offer, and this should not be seen as, legal, accounting or tax advice. If you intend to take any action or make any decision on the basis of the content of this publication you should first seek specific advice from an appropriate professional. Some of the information in this publication may be compiled from third party sources we consider to be reliable, however we do not guarantee and are not responsible for the accuracy of such. The views expressed are not necessarily those of WTW.

## About WTW

At WTW (NASDAQ: WTW), we provide data-driven, insight-led solutions in the areas of people, risk and capital. Leveraging the global view and local expertise of our colleagues serving 140 countries and markets, we help you sharpen your strategy, enhance organisational resilience, motivate your workforce and maximise performance. Working shoulder to shoulder with you, we uncover opportunities for sustainable success — and provide perspective that moves you. Learn more at [wtwco.com](http://wtwco.com).



[wtwco.com/social-media](http://wtwco.com/social-media)

Copyright © 2024 WTW. All rights reserved.  
FPS5833756 WTW\_109260\_0624

[wtwco.com](http://wtwco.com)

