



WTW CRISIS MANAGEMENT

Managing terrorism & political violence risk



The violent outcome of unresolved grievances can manifest in a multitude of ways, and as quickly as conflicts are resolved in one region, they may emerge in another. Increases in social unrest have threatened the rule of law, while civil war, active assailants and cyber-initiated damage have broadened the scope of concern.

As we adjust to these shifts, extremists continue to operate, strategically leveraging hostility as a political tool. Now more than ever, risk managers should consider how to manage their exposure both domestically and on the global scale.

Key considerations for risk managers

- The nature of terrorism has evolved and the number of attacks has grown in recent years, with renewed focus on developed countries
- International social interconnectivity creates vulnerabilities for the global economic system
- Advances in technology and shifting tactics now expose a broad spectrum of industries and affect large populations
- The indirect impact on neighboring premises can often prove equally as damaging as those felt by the intended target
- Losses extend past physical damage, and can include business interruption, casualty and reputational losses

How we work with you



Portfolio evaluation

Identify and analyze prevailing threats



Program design

Utilize expertise and analytics to design programs tailored to client exposures and risk tolerance



Risk placement

Engage insurers across the international marketplace to place re/insurance programs



Continual optimization

Ensure programs respond to changing threat levels and risk trends

Our value proposition

Who we are 	Strength in numbers 40+ dedicated risk and insurance specialists working together as a unified global team	Local to you Situated in global re/insurance hubs across three time zones, we are well positioned to support clients	Broad practice Our spectrum of specialty risk transfer solutions provides program resiliency by eliminating gaps in coverage	Beyond insurance Our services extend to risk management consultation that includes captive structures and global risk pools
What we deliver 	One WTW Access to our team's combined technical knowledge, global broking capabilities and claims expertise	Thinking ahead Collaborative solutions to pressing risk management problems	Client focus We understand our clients, their industries and the unique risks they face	Sector specific In-depth industry knowledge, which empowers our constant innovation, as evidenced with our Active Assailant Protection
What sets us apart? 	Claim experience Our team has resolved significant claims arising from major incidents and events	Focused on innovation We develop new risk transfer products to reflect evolving risks	Market relationships Through years of experience, our long-standing insurer relationships help us to advocate on behalf of our clients	Our process We are able to bring an analytical edge to risk management decision making

Risk transfer solutions

The Crisis Management team has developed innovative insurance solutions to help organizations effectively transfer risk associated with the unpredictable and indiscriminate nature of violent acts.

Harnessing analytics

To make informed risk transfer decisions, risk managers must address a number of important issues: What limit is required? What retentions are appropriate? What coverages are needed for which assets?

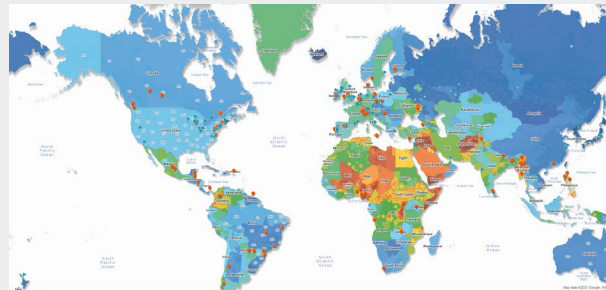
To address the above questions, WTW's Crisis Management team provides clients with a suite of proprietary analytical tools, which serve three main purposes:

- 1** Identify the prevailing threats relevant to a client's assets 
- 2** Assess the impact of these threats should they materialize 
- 3** Inform the best risk management and loss mitigation strategies 

By running data analysis across your individual program, we can model what can happen in the future and position your risk in the best possible light with insurers.

With the data provided by these tools, we can deliver insight and intelligence with respect to unique organizational risk profiles, including:


Location & threat assessment




Conventional attacks scenario modeling



Unconventional attacks scenario modeling



Aggregation analysis



The use of analytics is subject to data sophistication, client service agreement and policy type. The above images are for illustrative purposes only.

For more information on how WTW can help, please contact the Crisis Management team:



North America

Fergus Critchley
+1 (347) 416 2074
fergus.critchley@wtwco.com



Great Britain

James Borrie
+44 (0) 7714 065 098
james.borrie@wtwco.com



Asia Pacific

Leonard Chan
+65 9061 8250
leonard.chan@wtwco.com



Peter Bransden
+1 (305) 240 1024
peter.bransden@wtwco.com



Jake Paine
+44 (0) 7825 572360
jake.paine@wtwco.com



YouBin Choo
+65 9726 4198
youbin.choo@wtwco.com



Canada

Bryce Elliott
+1 (647) 529 4583
bryce.elliott@wtwco.com

Disclaimer

WTW offers insurance-related services through its appropriately licensed and authorised companies in each country in which WTW operates. For further authorisation and regulatory details about our WTW legal entities, operating in your country, please refer to our WTW [website](#). It is a regulatory requirement for us to consider our local licensing requirements. The information given in this publication is believed to be accurate as of September 2024. This information may have subsequently changed or have been superseded and should not be relied upon to be accurate or suitable after this date. This publication offers a general overview of its subject matter. It does not necessarily address every aspect of its subject or every product available in the market and we disclaim all liability to the fullest extent permitted by law. It is not intended to be, and should not be, used to replace specific advice relating to individual situations and we do not offer, and this should not be seen as, legal, accounting or tax advice. If you intend to take any action or make any decision on the basis of the content of this publication you should first seek specific advice from an appropriate professional. Some of the information in this publication may be compiled from third party sources we consider to be reliable, however we do not guarantee and are not responsible for the accuracy of such. The views expressed are not necessarily those of WTW. Copyright WTW 2024. All rights reserved.

About WTW

At WTW (NASDAQ: WTW), we provide data-driven, insight-led solutions in the areas of people, risk and capital. Leveraging the global view and local expertise of our colleagues serving 140 countries and markets, we help you sharpen your strategy, enhance organizational resilience, motivate your workforce and maximise performance. Working shoulder to shoulder with you, we uncover opportunities for sustainable success — and provide perspective that moves you. Learn more at wtwco.com.



wtwco.com/social-media

Copyright © 2024 WTW. All rights reserved.
WTW-158850/08/24 FPS7422493 CM_GLB_24_v2.0

wtwco.com

